

Copy of A-TCAA Central Sierra Connect Youth Survey

1. Where do you live (City, Zip Code)			
		Response Percent	Response Count
City/Town:	<input type="text"/>	100.0%	106
ZIP/Postal Code:	<input type="text"/>	100.0%	106
<i>answered question</i>			106
<i>skipped question</i>			0

2. How many people in your household are in the following age ranges?				
		Response Average	Response Total	Response Count
0-5		0.41	11	27
6-11		0.92	35	38
12-17		1.52	125	82
18-23		1.14	72	63
24-44		1.30	73	56
45-54		1.43	103	72
55-59		0.53	20	38
60-69		0.23	6	26
70+		0.08	2	24
<i>answered question</i>				105
<i>skipped question</i>				1











3. What grade are you in at school?			
		Response Percent	Response Count
Seventh		0.0%	0
Eighth		0.0%	0
Ninth		17.9%	19
Tenth		14.2%	15
Eleventh		27.4%	29
Twelfth		40.6%	43
First year college		0.0%	0
Second year college		0.0%	0
Refused		0.0%	0
		answered question	106
		skipped question	0

4. Which of the following do you have in your home?						
	Home telephone (traditional land-line)	Cellphone calling plan	Voice Over Internet Protocol (VoIP)	Desktop computer	Internet-capable mobile computer/device (laptop, smartphone, iPhone)	Cable television
Choose all that apply	93.3% (98)	87.6% (92)	7.6% (8)	86.7% (91)	76.2% (80)	26.7% (28)
						answered question
						skipped question






5. Who provides your cell service? How much does it cost?						
Provider						
	AT&T	T-Mobile	Verizon	Trakfone	Golden State Cellular	Sie Cell
Choose from drop down box	39.8% (35)	0.0% (0)	6.8% (6)	0.0% (0)	42.0% (37)	0.0%
Price per month						
	\$0-25	\$26-50	\$51-75			
Choose from drop down box	20.0% (7)	31.4% (11)	20.0% (7)			

6. Who provides your internet service? How much does it cost?						
Provider						
	AT&T	Verizon	Tracfone	T-Mobile	Golden State Cellular	Sie Cell
Choose from drop-down box	21.5% (14)	0.0% (0)	0.0% (0)	0.0% (0)	0.0% (0)	1.5%
Price per month						
	\$0-25	\$26-50	\$51-75			
Choose from drop-down box	25.0% (5)	40.0% (8)	15.0% (3)			






7. Please tell us how satisfied you are with your cell and internet service.						
	Very satisfied	Somewhat satisfied	Not satisfied	Very dissatisfied	N/A	Response Count
Cell phone	30.9% (30)	52.6% (51)	12.4% (12)	2.1% (2)	2.1% (2)	97
Internet service	26.4% (24)	46.2% (42)	12.1% (11)	12.1% (11)	3.3% (3)	91
<i>answered question</i>						100
<i>skipped question</i>						6

8. If you do not go online, please tell us why not.			
		Response Percent	Response Count
I'm just not interested		10.3%	4
I'm too busy/Just don't have the time		23.1%	9
Don't have access		12.8%	5
Our family does not subscribe to the internet		7.7%	3
It is too difficult/frustrating		7.7%	3
It's not safe		0.0%	0
My parents don't let me go online		5.1%	2
I think it's a waste of time		10.3%	4
It's too expensive		10.3%	4
Other		25.6%	10
Don't know/Decline to answer		23.1%	9
<i>answered question</i>			39
<i>skipped question</i>			67

9. If you don't subscribe to some type of high-speed internet service at home, why not? Choose all that apply.




		Response Percent	Response Count
Not available		57.4%	27
Too expensive		21.3%	10
Don't have a computer or internet capable device		8.5%	4
Don't know how to use		0.0%	0
Not interested		6.4%	3
Other (please specify)		14.9%	7
		answered question	47
		skipped question	59





10. About how many years have you had access to the internet?

		Response Percent	Response Count
Within the last six months		5.8%	6
A year ago		3.9%	4
Two or three years ago		7.8%	8
More than three years ago		71.8%	74
Don't know/Decline to answer		10.7%	11
		answered question	103
		skipped question	3









11. Do you ever go online... (skip if you do not go online)							
	From home	From someone else's house, like a friend or relative's house	From a library	From a community center of some kind, like a Boys' or Girls' Club	Club or a church youth center	From someplace else not mentioned	Response Count
Yes	90.3% (93)	73.8% (76)	56.3% (58)	6.8% (7)	3.9% (4)	30.1% (31)	103
No	6.5% (4)	12.9% (8)	33.9% (21)	93.5% (58)	96.8% (60)	58.1% (36)	62
Don't know/Refused	0.0% (0)	0.0% (0)	33.3% (1)	0.0% (0)	33.3% (1)	33.3% (1)	3
<i>answered question</i>							103
<i>skipped question</i>							3

12. About how often do you go online? (skip if you do not go online)									
	several times a day	once a day	3-5 days a week	1-2 days a week	every few weeks	less often	never	don't know/refused	Response Count
Home	30.3% (30)	16.2% (16)	27.3% (27)	15.2% (15)	5.1% (5)	1.0% (1)	4.0% (4)	1.0% (1)	
Work	10.8% (7)	1.5% (1)	6.2% (4)	0.0% (0)	6.2% (4)	7.7% (5)	53.8% (35)	13.8% (9)	
Someplace other than home or work	5.6% (4)	4.2% (3)	11.3% (8)	19.7% (14)	16.9% (12)	26.8% (19)	7.0% (5)	8.5% (6)	
<i>answered question</i>									
<i>skipped question</i>									





13. Do you ever go online using a wireless device like a PDA, cell phone, iPhone, or wireless netbook/laptop?			Response Percent	Response Count
Yes			66.0%	68
No			33.0%	34
Don't know/refused			1.0%	1
			answered question	103
			skipped question	3



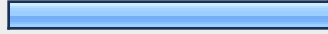
14. And on a typical day, do you spend more time talking with your friends on your cell phone, or talking with them on a regular landline phone?			Response Percent	Response Count
Cell phone			60.0%	63
Regular landline phone			17.1%	18
Both equally			12.4%	13
Don't know/Refused			10.5%	11
			answered question	105
			skipped question	1

15. Does the computer you use at HOME connect to the internet through a dial-up telephone line, or do you have some other type of connection, such as a DSL enabled phone line, a cable TV modem, a wireless connection, or a T-1 or fiber optic connection?

		Response Percent	Response Count
Don't go online at home		7.8%	8
Dial-up telephone line		17.6%	18
High-speed DSL phone line		46.1%	47
Cable modem		1.0%	1
Wireless connection (either land-based or		23.5%	24
satellite)		2.9%	3
T-1 or fiber optic connection		0.0%	0
Other		3.9%	4
Don't know/Refused		7.8%	8
		answered question	102
		skipped question	4

16. Overall, would you say that most of the people you know use the internet, only some of the people you know use the internet, or do very few or none of the people you know use the internet?













		Response Percent	Response Count
Most		91.3%	95
Some		6.7%	7
Very few		1.0%	1
Refused		1.0%	1
		answered question	104
		skipped question	2

17. How much support do you need today to go on the internet?			
		Response Percent	Response Count
A lot; I know very little about computers and the internet		2.9%	3
Some; I go online but have trouble using computers and the internet		0.0%	0
A little; I sometimes need help		48.1%	50
None; I have no need for help		49.0%	51
		<i>answered question</i>	104
		<i>skipped question</i>	2

18. We're interested in the kinds of things you do when you go online. (skip if you do not go online) Do you ever...?

		Response Percent	Response Count
Send or read email		83.3%	85
Send or receive instant messages		53.9%	55
Send or receive text messages using a cell phone		59.8%	61
Buy things online, such as books, clothing or music		61.8%	63
Look for health, dieting, or physical fitness information online		38.2%	39
Go online to get news or information about current events ⁵		52.9%	54
Look for news or information about politics and the presidential campaign		29.4%	30
Look for religious or spiritual information online		8.8%	9
Look for information about a job online		33.3%	34
Go online to get information about a college, university or other school you are thinking about attending		64.7%	66
Go to web sites about movies, TV shows, music groups, or sports stars you are interested in		67.6%	69
Play online games		56.9%	58
Look for information online about a health topic that's hard to talk about, like drug use, sexual health, or depression		22.5%	23
	answered question		102
	skipped question		4

19. The following are things people sometimes do online. Please choose any of following activities if you do them.

		Response Percent	Response Count
Create or work on your own online journal or blog (like Blogger, WordPress or Live Journal)		14.4%	14
Read or comment on others' journals or blogs		28.9%	28
Create or work on your own website		12.4%	12
Create or work on your MySpace, Facebook, Xanga, Orkut		83.5%	81
Download music files onto your computer from iTunes or Amazon		73.2%	71
Download music, movies and games from torrent clients like UTorrent or Pirate Bay?		25.8%	25
Use Twitter		8.2%	8
Spend time on sites like Digg, Reddit, Fark, 4 Chan		8.2%	8
Share music, video or picture files, or computer games with others online (YouTube, torrents)		41.2%	40
Create or work on webpages or blogs for others or for school		8.2%	8
Share something online that you created yourself (photos, stories, videos, etc)		32.0%	31
Take material you find online (songs, text or images) to do mashups/new creations?		27.8%	27
		answered question	97
		skipped question	9

20. Please leave any comments about the survey you might have here.

		Response Count
		0
	<i>answered question</i>	0
	<i>skipped question</i>	106