





# Central Sierra Connect Business Survey

1. What kind of business or workplace? (Check all that apply)			Response Percent	Response Count
Health care	<input checked="" type="checkbox"/>		4.1%	5
Human/social services	<input type="checkbox"/>		0.0%	0
Manufacturing	<input type="checkbox"/>		0.0%	0
Agriculture	<input type="checkbox"/>		0.8%	1
Fisheries	<input type="checkbox"/>		0.0%	0
Construction	<input checked="" type="checkbox"/>		9.1%	11
Transportation and warehousing	<input type="checkbox"/>		0.0%	0
Finance, insurance, real estate	<input type="checkbox"/>		1.7%	2
Government	<input type="checkbox"/>		0.8%	1
Legal	<input checked="" type="checkbox"/>		4.1%	5
Home-based business	<input type="checkbox"/>		0.8%	1
Forest products	<input type="checkbox"/>		0.0%	0
Information technology	<input type="checkbox"/>		1.7%	2
Tourism/hospitality	<input checked="" type="checkbox"/>		33.1%	40
Arts and culture	<input type="checkbox"/>		1.7%	2
Food services	<input type="checkbox"/>		0.8%	1
Wholesale	<input type="checkbox"/>		0.0%	0
Retail	<input checked="" type="checkbox"/>		11.6%	14
Education	<input type="checkbox"/>		0.0%	0
Professional/scientific	<input type="checkbox"/>		0.0%	0
Utilities	<input type="checkbox"/>		0.8%	1
<b>Other (please specify)</b>	<input checked="" type="checkbox"/>		<b>34.7%</b>	<b>42</b>
			<b>answered question</b>	<b>121</b>
			<b>skipped question</b>	<b>2</b>






2. What kind of internet connections do you have at your business or workplace? (Check all that apply)			Response Percent	Response Count
Telephone dial-up			17.9%	22
Accelerated dial-up			0.0%	0
ISDN			3.3%	4
<b>DSL</b>			<b>46.3%</b>	<b>57</b>
Through cable TV modem			5.7%	7
Wireless			8.1%	10
Satellite dish			15.4%	19
DS-3			0.0%	0
T1			4.9%	6
Gigabit ethernet			0.0%	0
None			0.0%	0
Not sure/don't know			0.8%	1
Other (please specify)			8.1%	10
	<b>answered question</b>			<b>123</b>
	<b>skipped question</b>			<b>0</b>




3. Please help us identify the areas where Broadband (high-speed) internet access is most needed? Your answers will be kept CONFIDENTIAL.			Response Percent	Response Count
What is the street address?			100.0%	119
What is the zip code?			100.0%	119
	<b>answered question</b>			<b>119</b>
	<b>skipped question</b>			<b>4</b>




4. What is the zip code of the business(es) or workplace location(s) where you either have or would like to receive Broadband (high-speed) internet services?		
		Response Count
		120
		<b>answered question</b>
		<b>120</b>
		<b>skipped question</b>
		<b>3</b>

5. How important is it to have a Broadband (high-speed) internet connection at your business or workplace (Check only one)			
		Response Percent	Response Count
Critical		77.9%	95
Very important		13.1%	16
Somewhat important		6.6%	8
Not important		2.5%	3
Not sure/don't know		0.0%	0
		<b>answered question</b>	<b>122</b>
		<b>skipped question</b>	<b>1</b>

6. What is the name of the company that provides your business or workplace internet access?		
		Response Count
		120
		<b>answered question</b>
		<b>120</b>
		<b>skipped question</b>
		<b>3</b>

7. How satisfied are you with our business/workplace internet service provider (ISP)? (Check only one)			Response Percent	Response Count
Very satisfied			5.0%	6
<b>Satisfied</b>			<b>47.1%</b>	<b>57</b>
Neither satisfied or unsatisfied (neutral)			26.4%	32
Unsatisfied			14.9%	18
Very unsatisfied			6.6%	8
Not sure/don't know			0.0%	0
			<i>answered question</i>	<b>121</b>
			<i>skipped question</i>	<b>2</b>

8. Would your business/workplace be willing to pay more for a FASTER internet connection?			Response Percent	Response Count
Yes			23.8%	29
<b>No</b>			<b>44.3%</b>	<b>54</b>
Not sure/don't know			32.0%	39
			<i>answered question</i>	<b>122</b>
			<i>skipped question</i>	<b>1</b>

9. Would your business/workplace be willing to pay more for a MORE RELIABLE internet connection?			Response Percent	Response Count
Yes			26.2%	32
<b>No</b>			<b>42.6%</b>	<b>52</b>
Not sure/don't know			31.1%	38
			<i>answered question</i>	<b>122</b>
			<i>skipped question</i>	<b>1</b>











10. If you DON'T have Broadband (high-speed) internet access at your business or workplace, please indicate how much you think your business/workplace would be willing to pay for Broadband (high-speed) access. (Check only one)

		Response Percent	Response Count
At most, \$75/month		21.1%	4
At most, \$100/month		0.0%	0
At most, \$150/month		0.0%	0
At most, \$250/month		0.0%	0
At most, \$500/month		0.0%	0
At most, \$1,000/month		0.0%	0
At most, \$2,500/month		0.0%	0
More than \$2,500/month		0.0%	0
<b>Not sure/don't know</b>		<b>78.9%</b>	<b>15</b>
We already have Broadband. (Please go to next question.)		0.0%	0
		<b><i>answered question</i></b>	<b>19</b>
		<b><i>skipped question</i></b>	<b>104</b>



**11. If you currently have Broadband (high-speed) internet access at your business or workplace but would like faster/more reliable Broadband service, please indicate how much (total) you think your business/workplace would be willing to pay for faster/more reliable access. (Check only one)**

		Response Percent	Response Count
At most, \$75/month		30.8%	32
At most, \$100/month		1.9%	2
At most, \$150/month		1.0%	1
At most, \$250/month		0.0%	0
At most, \$500/month		0.0%	0
At most, \$1,000/month		0.0%	0
At most, \$2,500/month		0.0%	0
More than \$2,500/month		0.0%	0
<b>Not sure/don't know</b>		<b>66.3%</b>	<b>69</b>
We don't have Broadband. (Did you answer Q 10?)		0.0%	0
		<b>answered question</b>	<b>104</b>
		<b>skipped question</b>	<b>19</b>

**12. Which of the following activities do you conduct on the internet at your business or workplace? (Check all that apply)**

		Response Percent	Response Count
<b>Communicating electronically</b>		100.0%	123
Looking up information on the World Wide Web		96.7%	119
Purchasing items/services online		84.6%	104
Selling items/services online		64.2%	79
Uploading or downloading music, webcasts, podcasts, or video		57.7%	71
Accessing government services and information		72.4%	89
Company website		95.1%	117
Accessing financial services and information		65.0%	80
Accessing health care services		65.9%	81
Taking online classes		41.5%	51
Not sure/don't know		0.0%	0
Other (please specify)		0.0%	0
		<b>answered question</b>	<b>123</b>
		<b>skipped question</b>	<b>0</b>

**13. Are you interested in getting training on potential business or workplace uses or applications of the internet/web?**

		Response Percent	Response Count
<b>No</b>		70.7%	87
Yes (please describe)		29.3%	36
		<b>answered question</b>	<b>123</b>
		<b>skipped question</b>	<b>0</b>